

Sunwood®

SPECIFICATION



SWSPV1.20

Sunwood[®] is a range of wooden venetian blinds offering a selection of 24 colours and three slat sizes 25mm, 35mm and 50mm.

PRODUCT INFORMATION FACT SHEET

SLAT WIDTHS	TAPE WIDTHS AVAILABLE
25mm	19mm
35mm	25mm
50mm	25mm or 38mm

The below chart shows the slat colours and the default tape colours for each.

SUNWOOD® COLOUR	SUNWOOD® RANGE	SLAT WIDTH AVAILABLE	DEFAULT TAPE COLOUR
Acacia	Soft Grain	50mm	Dove
Ash	Essential	25, 35, 50mm	Steel
Auburn	Essential	25, 35, 50mm	Coffee
Carbon	Essential	25, 35, 50mm	Jet
Claro	Perfect Grain	50mm	Gallant
Fired Walnut	Soft Grain	50mm	Coffee
Gloss Crème	Gloss	50mm	Vanilla
Gloss Pure	Gloss	50mm	Cotton
Hazel	Essential	25, 35, 50mm	Jet
Honey	Essential	25, 35, 50mm	Toffee
Kalm	Essential	25, 35, 50mm	Lunar
Kohl	Essential	25, 35, 50mm	Slate
Mirren	Essential	25, 35, 50mm	Vanilla
Morena	Essential	25, 35, 50mm	Mist
Montana	Perfect Grain	50mm	Truffle
Nordic	Perfect Grain	50mm	Light Beige
Oregon	Essential	25, 35, 50mm	Hessian
Polar	Essential	25, 35, 50mm	Chalk
Pure	Essential	25, 35, 50mm	Cotton
Revera	Perfect Grain	50mm	Lunar
Tanza	Soft Grain	50mm	Gallant
Tawny	Essential	25, 35, 50mm	Hessian
Tuscan Oak	Soft Grain	50mm	Toffee
Urban Oak	Perfect Grain	50mm	Truffle

COLOUR COORDINATION

- All parts of the blind are colour coordinated.
- The headrail, bottom bar buttons and cord condenser are colour co-ordinated PVC.
- Slat, valance, bottom bar and toggles are all colour matched wood.
- Cords and ladder braid are colour matched to the wood colour.

DIMENSIONS OF SUNWOOD® HEADRAILS

25MM & 35MM	42mm height x 42mm depth
50MM	42mm height x 59mm depth

MINIMUM & MAXIMUM WIDTHS & DROPS

MINIMUM WIDTH	290mm
MINIMUM DROP	150mm
MAXIMUM WIDTH	2400mm
MAXIMUM DROP	3000mm

NUMBER OF LADDERS PER BLIND

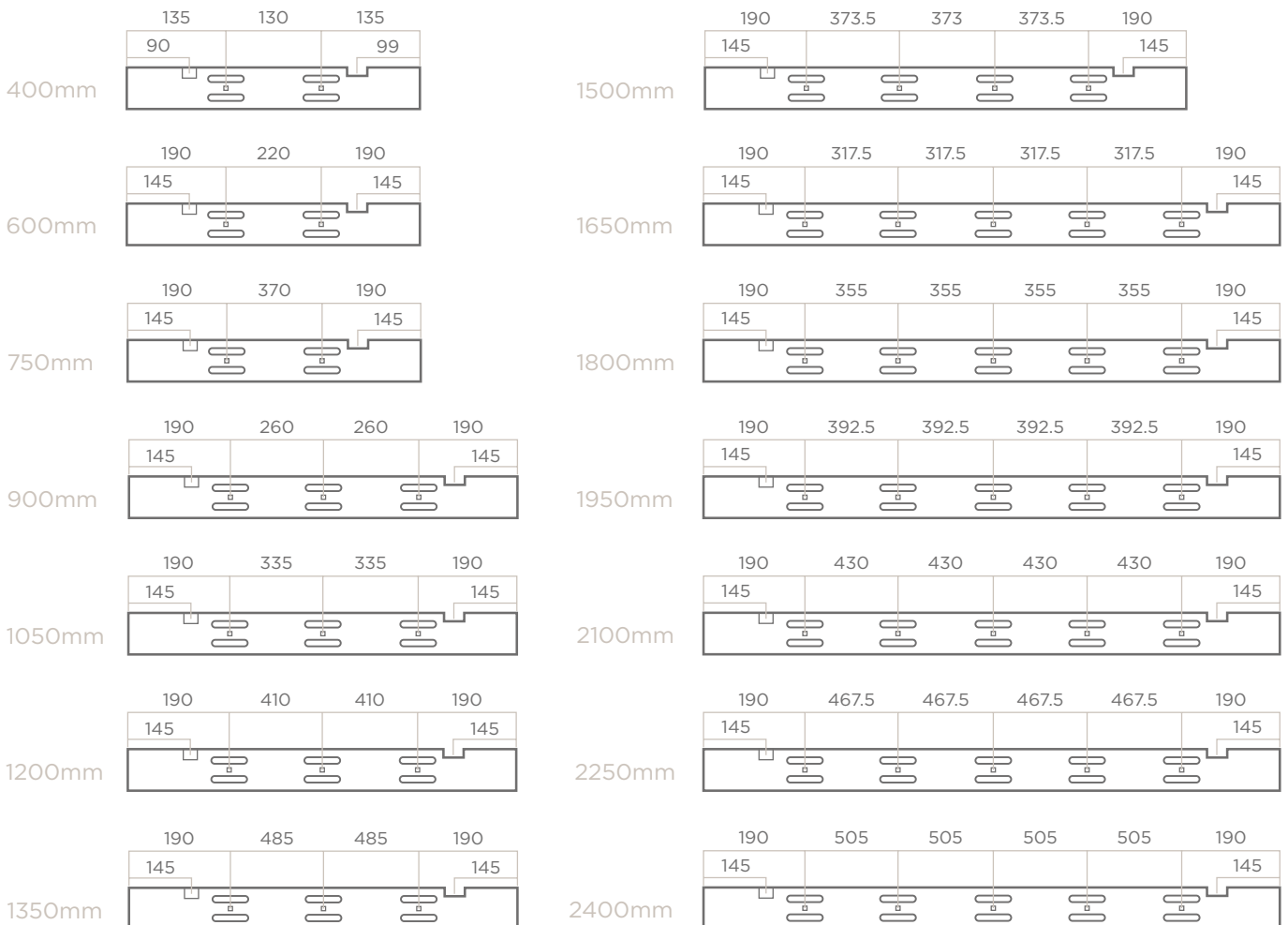
25MM & 35MM SLATS	
WIDTH	NO. OF LADDERS
400mm - 750mm	2
751mm - 1350mm	3
1351mm - 1500mm	4
1501mm - 2400mm	5

50MM SLATS	
WIDTH	NO. OF LADDERS
290mm - 900mm	2
901mm - 1350mm	3
1351mm - 1650mm	4
1651mm - 2400mm	5

(Alternative box size may be used to cover OOS, at management discretion)

25/35MM SUNWOOD® HEADRAIL PUNCH POSITIONS

Slat alignment is available on Sunwood Fauxwood and Sunwood with tapes. Please state at point of order.



50MM SUNWOOD® HEADRAIL PUNCH POSITIONS



CONTROL OPTIONS

- Right hand raise, left hand tilt. (Standard)
- All controls on the Left.
- All controls on the Right.
- Raise on the Left, Tilt on the right.

**NB - All blinds between 290mm and 450mm must have standard controls.*



When standard controls are reversed a colour matched cover will be used to cover the original punch hole.

ACCESSORIES

TAPES

32 tape options are available:



20

Herringbone Weave tapes, available in 3 sizes; **19mm, 25mm and 38mm.**

Herringbone Weave tapes are the standard tape default;

- 19mm tape for 25mm slat
- 25mm tape for 35mm slat
- 25mm and 38mm tape for 50mm slat

Flatweave tapes are an additional charge and charges are available as a separate price table.

Flatweave tapes are available as 38mm for 50mm slat only.



12

Flatweave tapes available in **38mm** only.

Each Sunwood® colour has a Decora recommended tape option which co-ordinates with the slat colour.

Customers can choose an alternative tape colour. *(Flatweave tapes will have an additional charge applied)*

Tapes are secured to the bottom of the bottom bar using complimenting tape pins.

If same number of tapes required on multiple blinds, please state at point of order.

When ordering for bay windows please state requirement for same box size at point of order if required.

Slat alignment is available on Sunwood and Sunwood blinds with tapes. Please state at point of order.

VALANCE RETURNS/PELMETS

PLAIN FINISH	Default. Valance will be 12mm longer than the headrail of the blind.
SINGLE RETURN	Supplied with one mitred return. Internal measurement 13mm. External measurement 29mm.
DOUBLE RETURN	Supplied with two mitred returns. Internal measurement 14mm. External measurement 45mm.

(Single and double returns can be attached to the pelmet prior to despatch if requested)

UNCUT	Valance will be left uncut and will be 50mm longer than the width of the blind. One end of the valance will be mitred and one will be straight.
SPECIFIED LENGTH	If a customer requests for a valance to be a specific length there will be no additional charge provided the valance is no longer than the blind width + 50mm. Any valance that is longer than this cannot be made from the valance supplied with the blind and will be charged as a valance extra.

ATTACHING THE VALANCE TO THE BLIND

Valance Clips or Dual Locks are used to secure the valance to the headrail. The dual locks are attached to the headrail of all Made to Measure blinds as standard with the valance clips included in the component box.

Additional Dual Locks can be sold individually through wholesale. The code is VC793.



Valance Clips



Dual Locks

BRACKETS

As standard all Sunwood® Blinds are supplied with 2 box brackets.

These brackets can be fixed in a number of ways;

TOP FIX	Bracket is screwed on to the top of the window recess
END FIX	Bracket is screwed on to the side of the window recess
FACE FIX	Bracket is screwed on to the front of the window frame

Blinds with three or more ladders will have a centre support bracket. For every additional ladder there will be an additional centre support bracket e.g. a 4 ladder blind will have 2 end support brackets and 2 centre support brackets. These brackets are top fix only.



Box Brackets

Centre Support Bracket

ALTERNATIVE BRACKETS

Alternative brackets are also available. These are called Swivel brackets shown on the right. They are also available as an extension bracket. These are available for both 25mm/35mm and 50mm.

The extension swivel brackets will extend the Sunwood® blind out from the window.



Swivel Bracket



Extension Swivel Bracket

DIMENSIONS

BOX BRACKET	25mm & 35mm	50mm deep x 47mm high
	50mm	65mm deep x 47mm high
SWIVEL BRACKET	25mm & 35mm	47mm deep
	50mm	65mm deep
EXTENSION SWIVEL BRACKET	25mm & 35mm	Will extend the blind by 40mm (total size is 87mm)
	50mm	Will extend the blind by 45mm (total size is 110mm)

HOLD DOWN BRACKETS

Hold down brackets are used to attach the bottom of the blind to a window or door to prevent it from swinging to and fro. There is a small hole on either end of the bottom bar. The hold down bracket is attached to the door with two screws then the tips of the brackets are inserted to the holes on the bottom bar.



Hold Down Bracket

SUNWOOD® GRAIN VARIANCE

As Sunwood venetians are made using a natural product there will be a degree of variation in the shading and grain type on each blind. Please see example of different variations in shading and grain.



Acacia




Tuscan Oak



Honey



Tawny



Auburn



Oregon

STAINING SLAT ENDS

Customers can choose to have the ends of their slats stained. Additional 5% uplift.

Please Note: We do not recommend a wood product for areas of high moisture such as bathrooms or wet rooms as it may lead to issues over time.

STACK HEIGHT


The stacking height of a blind refers to the measurement from top to bottom when the blind is fully pulled up. These stacking heights should be treated as advice only. There is a slight variance in the slat thickness and in how the slats pack with the ladder therefore each individual blind will be different.

BLIND DROP (MM)	25MM SLAT STACK HEIGHT (MM)	35MM SLAT STACK HEIGHT (MM)	50MM SLAT STACK HEIGHT (MM)
500	125	115	105
750	155	145	130
1000	185	170	145
1250	220	195	170
1500	245	220	190
1750	275	245	210
2000	310	270	230
2250	335	300	250
2500	370	325	270
2750	400	350	290
3000	430	375	310

CHILD SAFETY

All Sunwood® blinds come with a colour co-ordinated cord condenser and a two-part safety cleat.

The cord condenser is designed to consolidate the pull cords into one string and also to break-away, stopping any loops from forming. The safety cleat is used to wrap the cord around to keep out of children's reach.



Closed

Open

Top

Bottom



Two-part
safety cleat



Cord wrapped in a
figure of eight motion

CORD LENGTHS AND INSTALLATION HEIGHTS

- If the installation height is **known** the distance from the floor to bottom of pull cords shall be at least 1.5m.
 - If the installation height is **not known but the drop of the blind is less than 2.5m**, length of the pull cords shall be less than 1m.
 - If the installation height is **not known but the drop of the blind is more than 2.5m**, length of the pull cords shall be less than drop of the blind minus 1.5m.
- The standard control length on Sunwood® are 2/3 the drop of the blind.
 - If the control length is not within the child safety rules it will be reduced to the max length allowed by child safety.

All blinds are supplied with compliant warning stickers and warning tags.