




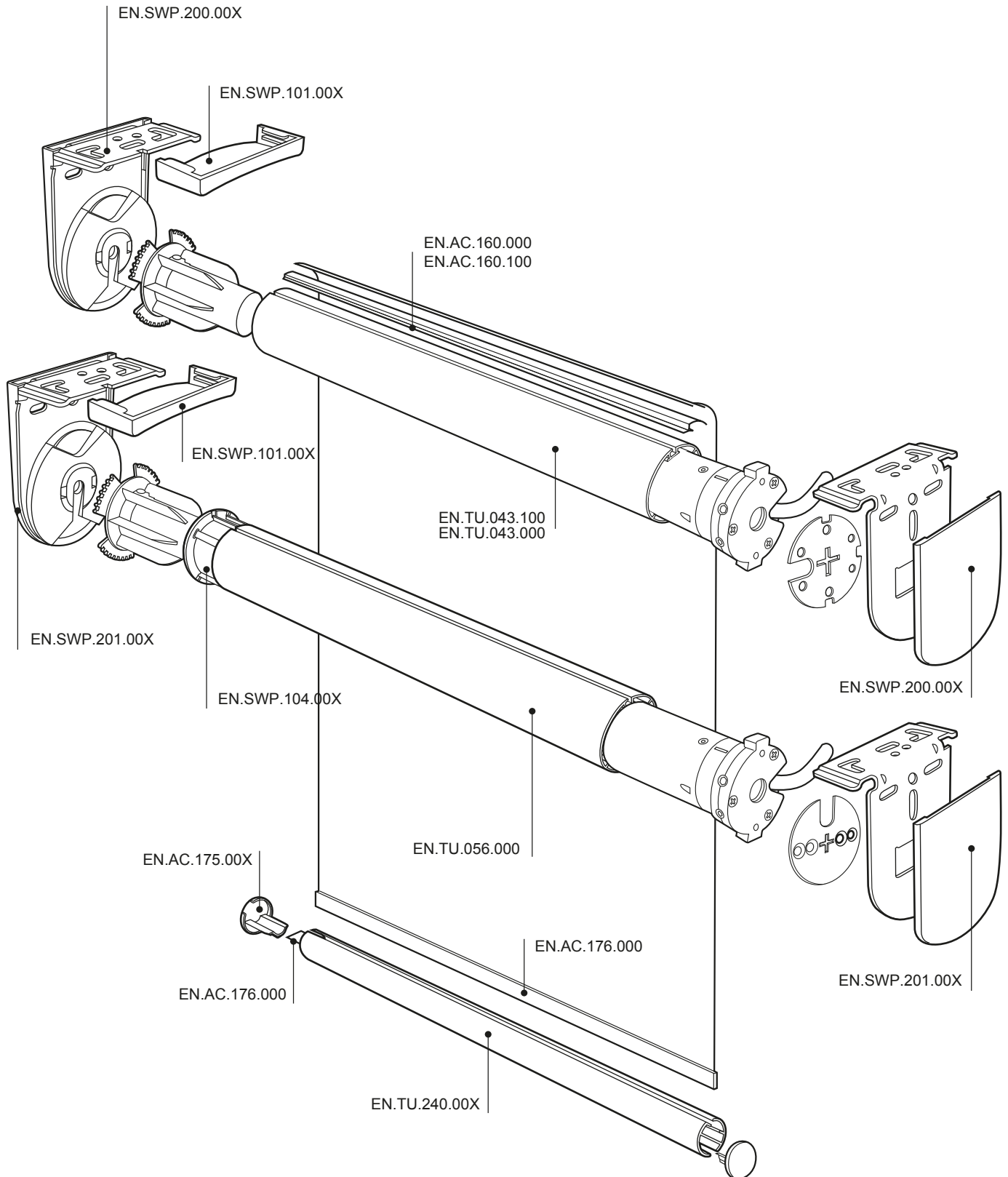
newblinds.co.uk

Swift Pro

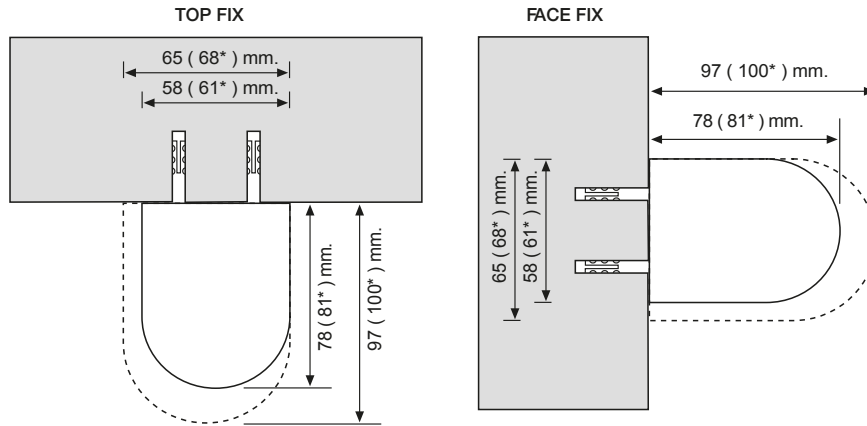
Motorised



MOTORISED

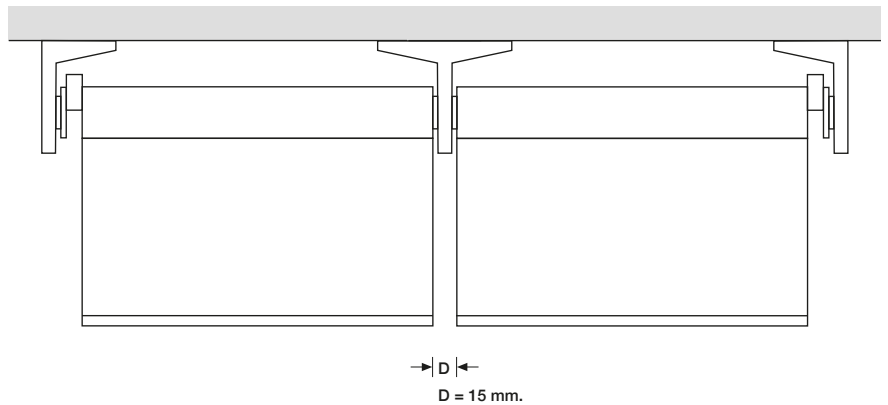
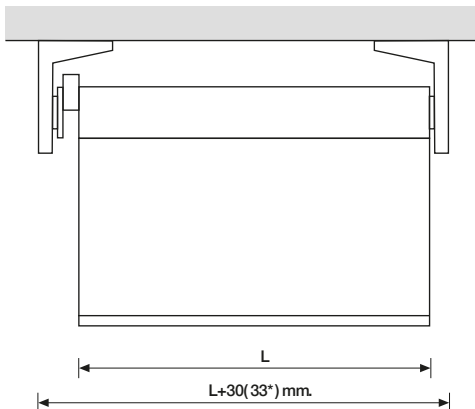
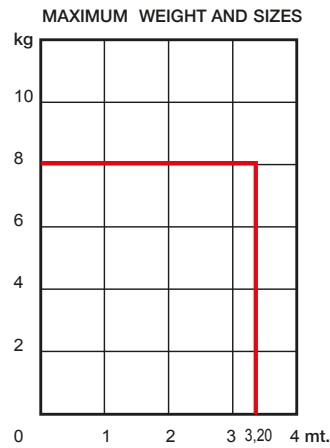
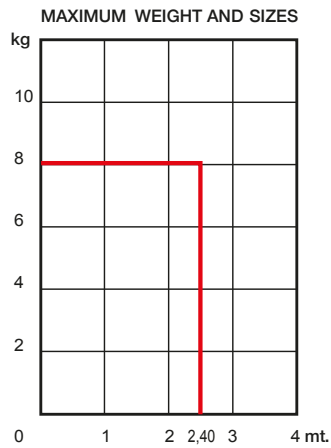


MOTORISED



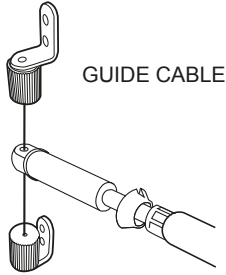
43 mm.

56 mm.

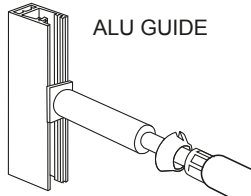


- M= Measure motor- head
- L = Measure cut of tube
- * Measure with cover
- D = Gap

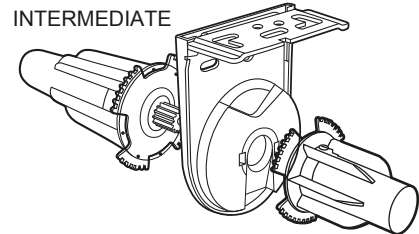
OPTIONALS



GUIDE CABLE

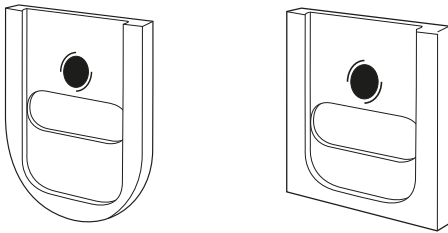


ALU GUIDE

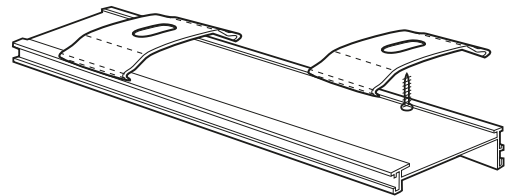


INTERMEDIATE

ALU - SWIFT PRO COVER



TOP BAR



43 mm ROLLING DIAMETER

FABRIC THICKNESS	OPAQUE 0.318	DARKTEX 0.5	ESSENCE 3% 0.62	DALIA 0.35	ALTEA 0.27	IRIS 0.23
DROP mt.						
1	48	50.6	52.7	48.5	47.3	46.9
1.25	49	52.1	54.1	49.6	48	47.8
1.5	50.1	53.9	55.9	50.8	49.1	48.3
1.75	51	55.1	58.4	51.9	49.9	49
2	52.3	56.6	59.3	52.8	50.7	49.7
2.25	53.1	57.9	61	54	51.6	50.4
2.5	54.2	59.4	62.7	54.9	52.4	51.1
2.75	54.8	60.5	64	55.9	53.2	51.8
3	55.9	62	65.6	57	54.2	52.5

56 mm ROLLING DIAMETER

FABRIC THICKNESS	OPAQUE 0.318	DARKTEX 0.5	ESSENCE 3% 0.62	DALIA 0.35	ALTEA 0.27	IRIS 0.23
DROP mt.						
1	60.1	62.7	64.1	60.7	59.5	59
1.25	60.6	63.5	65.3	61.2	60.2	59.6
1.5	61.8	64.8	66.9	62.3	60.9	60.2
1.75	62.6	66	68.3	63.2	61.7	60.8
2	63.6	67.3	69.6	64.1	62.3	61.4
2.25	64.2	68.5	70.9	65	63	62.1
2.5	64.9	69.6	72.4	65.8	63.6	62.7
2.75	65.7	70.4	73.6	66.5	64.3	63.3
3	66.7	71.9	74.8	67.4	65	63.8