


Sunwood®

SPECIFICATION



Sunwood[®] is a range of wooden venetian blinds offering a selection of 24 colours and three slat sizes 25mm, 35mm and 50mm.

SUNWOOD® VENETIAN BLIND - EXPLODED VIEW



- | | | |
|---------------------------------|-------------------------------|----------------------------|
| A Valance | H Cord Lock | O Hold Down Bracket |
| B Tilt Rod | I End Bracket | P Slat |
| C Tilter | J Cord Condenser | Q Tassel |
| D Tape Roll Support | K Two-Piece Cord Cleat | R Cord |
| E Center Support Bracket | L Bottom Bar | S Head Rail |
| F Valance Clip | M Bottom Bar Button | |
| G Tape Roll | N Ladder Cord | |

DIMENSIONS OF SUNWOOD® HEADRAILS

25MM & 35MM	42mm height x 42mm depth
50MM	42mm height x 59mm depth

MINIMUM & MAXIMUM WIDTHS & DROPS

MINIMUM WIDTH	290mm
MINIMUM DROP	150mm
MAXIMUM WIDTH	2400mm
MAXIMUM DROP	3000mm

NUMBER OF LADDERS PER BLIND

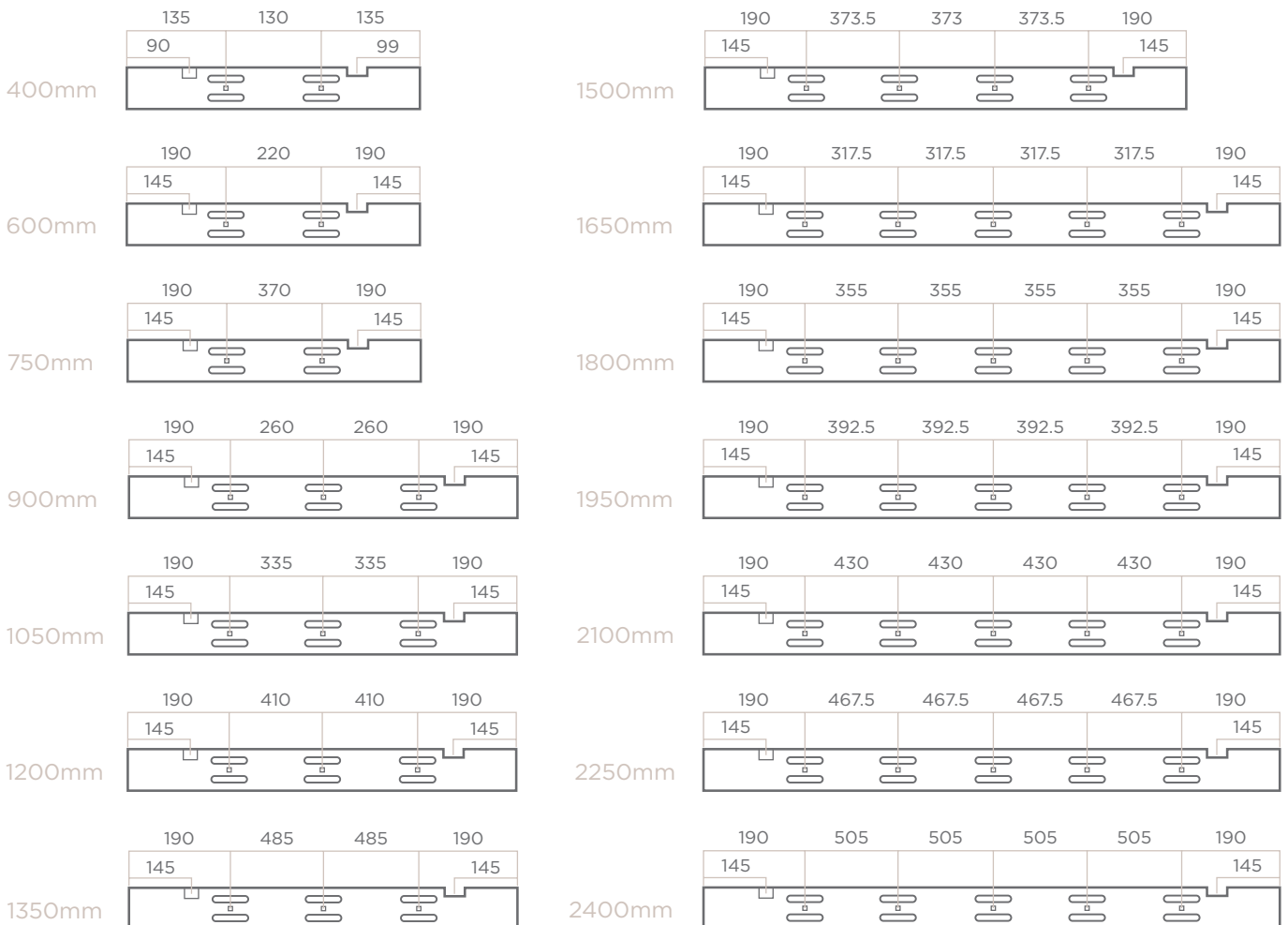
25MM & 35MM SLATS	
WIDTH	NO. OF LADDERS
400mm - 750mm	2
751mm - 1350mm	3
1351mm - 1500mm	4
1501mm - 2400mm	5

50MM SLATS	
WIDTH	NO. OF LADDERS
290mm - 900mm	2
901mm - 1350mm	3
1351mm - 1650mm	4
1651mm - 2400mm	5

(Alternative box size may be used to cover OOS, at management discretion)

25/35MM SUNWOOD® HEADRAIL PUNCH POSITIONS

Slat alignment is available on Sunwood Fauxwood and Sunwood with tapes. Please state at point of order.



50MM SUNWOOD® HEADRAIL PUNCH POSITIONS



CONTROL OPTIONS

- Right hand raise, left hand tilt. (Standard)
- All controls on the Left.
- All controls on the Right.
- Raise on the Left, Tilt on the right.

**NB - All blinds between 290mm and 450mm must have standard controls.*



When standard controls are reversed a colour matched cover will be used to cover the original punch hole.


BRACKETS

As standard all Sunwood® Blinds are supplied with 2 box brackets.

These brackets can be fixed in a number of ways;

TOP FIX	Bracket is screwed on to the top of the window recess
END FIX	Bracket is screwed on to the side of the window recess
FACE FIX	Bracket is screwed on to the front of the window frame

Blinds with three or more ladders will have a centre support bracket. For every additional ladder there will be an additional centre support bracket e.g. a 4 ladder blind will have 2 end support brackets and 2 centre support brackets. These brackets are top fix only.



Box Brackets

Centre Support Bracket

ALTERNATIVE BRACKETS

Alternative brackets are also available. These are called Swivel brackets shown on the right. They are also available as an extension bracket. These are available for both 25mm/35mm and 50mm.

The extension swivel brackets will extend the Sunwood® blind out from the window.



Swivel Bracket



Extension Swivel Bracket

DIMENSIONS

BOX BRACKET	25mm & 35mm	50mm deep x 47mm high
	50mm	65mm deep x 47mm high
SWIVEL BRACKET	25mm & 35mm	47mm deep
	50mm	65mm deep
EXTENSION SWIVEL BRACKET	25mm & 35mm	Will extend the blind by 40mm (total size is 87mm)
	50mm	Will extend the blind by 45mm (total size is 110mm)

HOLD DOWN BRACKETS

Hold down brackets are used to attach the bottom of the blind to a window or door to prevent it from swinging to and fro. There is a small hole on either end of the bottom bar. The hold down bracket is attached to the door with two screws then the tips of the brackets are inserted to the holes on the bottom bar.



Hold Down Bracket

SUNWOOD® GRAIN VARIANCE

As Sunwood venetians are made using a natural product there will be a degree of variation in the shading and grain type on each blind. Please see example of different variations in shading and grain.



Acacia



Tuscan Oak



Honey



Tawny



Auburn



Oregon

STAINING SLAT ENDS

Customers can choose to have the ends of their slats stained. Additional 5% uplift.

Please Note: We do not recommend a wood product for areas of high moisture such as bathrooms or wet rooms as it may lead to issues over time.

STACK HEIGHT


The stacking height of a blind refers to the measurement from top to bottom when the blind is fully pulled up. These stacking heights should be treated as advice only. There is a slight variance in the slat thickness and in how the slats pack with the ladder therefore each individual blind will be different.

BLIND DROP (MM)	25MM SLAT STACK HEIGHT (MM)	35MM SLAT STACK HEIGHT (MM)	50MM SLAT STACK HEIGHT (MM)
500	125	115	105
750	155	145	130
1000	185	170	145
1250	220	195	170
1500	245	220	190
1750	275	245	210
2000	310	270	230
2250	335	300	250
2500	370	325	270
2750	400	350	290
3000	430	375	310

CHILD SAFETY

All Sunwood® blinds come with a colour co-ordinated cord condenser and a two-part safety cleat.

The cord condenser is designed to consolidate the pull cords into one string and also to break-away, stopping any loops from forming. The safety cleat is used to wrap the cord around to keep out of children's reach.




Closed

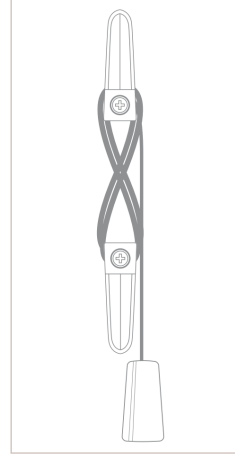
Open

Top

Bottom



Two-part
safety cleat



Cord wrapped in a
figure of eight motion

CORD LENGTHS AND INSTALLATION HEIGHTS

- If the installation height is **known** the distance from the floor to bottom of pull cords shall be at least 1.5m.
 - If the installation height is **not known but the drop of the blind is less than 2.5m**, length of the pull cords shall be less than 1m.
 - If the installation height is **not known but the drop of the blind is more than 2.5m**, length of the pull cords shall be less than drop of the blind minus 1.5m.
- The standard control length on Sunwood® are 2/3 the drop of the blind.
 - If the control length is not within the child safety rules it will be reduced to the max length allowed by child safety.

All blinds are supplied with compliant warning stickers and warning tags.

MOTORISATION

Sunwood venetian blinds can be motorised to offer ultimate convenience of light control and privacy in the home. At the touch of a button you can raise, lower and tilt your blinds, especially convenient for blinds in hard to reach places.

**motorisation only available for 50mm slats without tapes.*

SOMFY TILT & LIFT 25 RTS

A radio controlled battery powered motor suitable for small to medium blinds up to 2400mm wide and 2000mm drop. Somfy Tilt and Lift 25 RTS allows blinds to be raised, lowered and tilted with ease.

SOMFY SONESSE 40 RTS

A radio controlled motor suitable for medium & large blinds up to 2400mm wide & 2800mm drop. Somfy Sonesse 40 RTS offers a quiet drive motor, allowing you to raise, lower & tilt your blinds smoothly.

**Somfy Sonesse 40 WT also available as a hard-wired option powered from your mains supply.*

SOMFY TILT 50 RTS

A radio controlled battery powered motor suitable for all sizes of Sunwood blinds enabling convenient control of the tilt of your blind.

Voltage	12V DC
Power	9V DC - 14V DC
Torque	0.8Nm
Radio Freq	433,42 MHz
Width	540mm - 2400mm
Drop	150mm - 2000mm
Headrail	Headrail colour matched to wood slat
Control	Remote control, light sensor, wall switch or Connexoon and Somfy TaHoma smart boxes

Voltage	230 Vac
Power	207V - 253V AC
Torque	6 Nm
Speed	20 rpm
Radio Freq	433,42 MHz
Width	700mm - 2896mm
Drop	150mm - 3000mm
Headrail	Aluminium headrail colour matched to wood slat
Control	Remote control, light sensor, wall switch or Connexoon and Somfy TaHoma smart boxes

Voltage	12V DC
Power	9V DC - 14V DC
Torque	1 Nm
Speed	10 rpm
Radio Freq	433,42 MHz
Width	450mm - 2896mm
Drop	150mm - 3000mm
Headrail	PVC Headrail (Metal inserts on blinds over 400mm wide)
Control	Remote control, light sensor, wall switch or Connexoon and Somfy TaHoma smart boxes

 Somfy Tilt & Lift 25 RTS, Sonesse 40 RTS and Tilt RTS 50 can be combined with Somfy Connexoon and TaHoma smart boxes for optimal control of home automated products.

Single mount battery packs and dual mount battery packs are available. Requirements are dependent upon the blinds size.

SINGLE MOUNT BATTERY PACK

		WIDTH IN METRES						
		0.60	0.80	1.00	1.20	1.40	1.60	1.80
DROP IN METRES	0.60	1.7	1.7	1.6	1.6	1.6	1.5	1.5
	0.80	1.5	1.5	1.4	1.4	1.3	1.2	1.2
	1.00	1.3	1.3	1.2	1.2	1.1	1	1
	1.20	1.2	1.1	1.1	1	1	0.9	0.8
	1.40	1	1	0.9	0.9	0.8	0.7	-
	1.60	0.9	0.9	0.8	0.8	0.7	-	-
	1.80	0.8	0.8	0.7	0.7	-	-	-
	2.00	0.8	0.7	0.6	0.6	-	-	-

BATTERY LIFE

- Between 1-2 years
- Less than 1 year
- Not available

DUAL MOUNT BATTERY PACK

		WIDTH IN METRES						
		0.60	0.80	1.00	1.20	1.40	1.60	1.80
DROP IN METRES	0.60	3.4	3.3	3.3	3.2	3.1	3	2.9
	0.80	3	2.9	2.8	2.7	2.6	2.5	2.4
	1.00	2.6	2.5	2.4	2.3	2.2	2.1	1.9
	1.20	2.3	2.2	2.1	2	1.9	1.7	1.6
	1.40	2.1	2	1.9	1.7	1.6	1.5	-
	1.60	1.9	1.7	1.6	1.5	1.4	-	-
	1.80	1.7	1.6	1.4	1.3	-	-	-
	2.00	1.5	1.4	1.3	1.2	-	-	-

BATTERY LIFE

- Between 3-4 years
- Between 2-3 years
- Between 1-2 years
- Not available

We recommend dual batteries for blinds in the 'Blue' zone.

*** Minimum cut down 75cm down to 54cm.*